



Go mobile with Microsoft Dynamics CRM for phones

View and edit your CRM data in
the phone app

This is prerelease documentation
and is subject to change.

 Microsoft Dynamics CRM



install the app

CRM for Windows Phone app

Windows Phone

Phones Features Apps+Games How-to

Overview Spotlight Apps Games Purchase history

business

Dynamics CRM



Free

★★★★★
18 reviews

By installing you agree to the Terms of Use and other terms

install

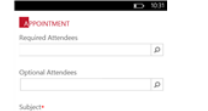

Like 11

Tweet 54

Microsoft Dynamics CRM productive wherever you are, the go. Arrive prepared for accounts, leads, and opportunities use Internet-facing deployments Microsoft Dynamics CRM

More info: CRM for phones

[show details](#)



CRM for iPhone app

Microsoft Dynamics CRM for iPhone By Microsoft Corporation

Open iTunes to buy and download apps.



View In iTunes

Description

Microsoft Dynamics CRM is the essential business tool to help you stay connected and productive when you're on the go. Arrive prepared for every appointment, and update your notes, tasks, contacts, accounts, and opportunities fresh in your mind. This app is for use Internet-facing deployments (IFDs) of Microsoft Dynamics CRM. More info: CRM for phones: Set up and use - <http://go.microsoft.com/fwlink/?LinkId=321832> More info for admins: Set up CRM for phones - <http://go.microsoft.com/fwlink/?LinkId=327922>

[Microsoft Dynamics CRM for iPhone](#)

What's New in Version 1.0

• Bug fixes

Free

Category: Business

Updated: Mar 24, 2014

Version: 1.0.17

Size: 1.8 MB

Languages: English, French, German, Italian, Japanese, Portuguese, Simplified Chinese, Spanish, Traditional Chinese

Seller: Microsoft Corporation

© 2014 Microsoft Corporation. All rights reserved.

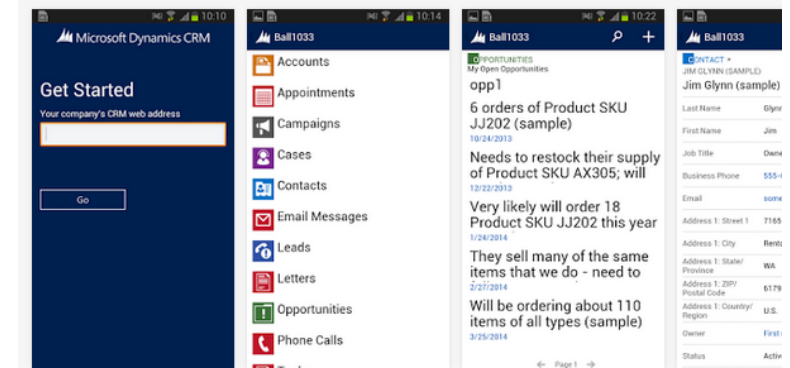

Rated 4+

Compatibility: Requires iOS 6.0 or later. Compatible with iPhone, iPad, and iPod touch. This app is optimized for iPhone 5.

iPhone Screenshots




CRM for Android phone app



Description

Microsoft Dynamics CRM is the essential business tool to help you stay connected and productive when you're on the go. Arrive prepared for every appointment, and update your notes, tasks, contacts, accounts, and opportunities fresh in your mind. This app is for use Internet-facing deployments (IFDs) of Microsoft Dynamics CRM. More info: CRM for phones: Set up and use - <http://go.microsoft.com/fwlink/?LinkId=321832> More info for admins: Set up CRM for phones - <http://go.microsoft.com/fwlink/?LinkId=327922>

sign in



Microsoft Dynamics CRM

Get Started


Your company's CRM web address

Go

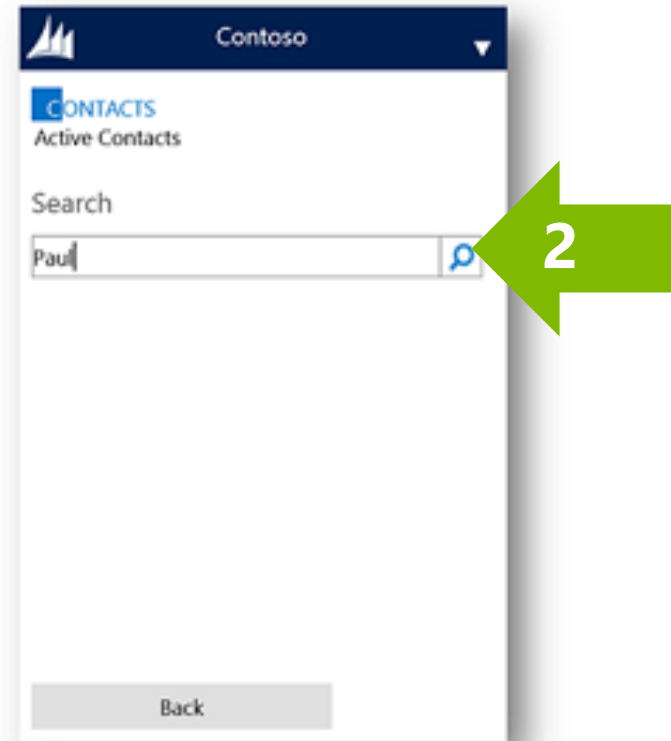
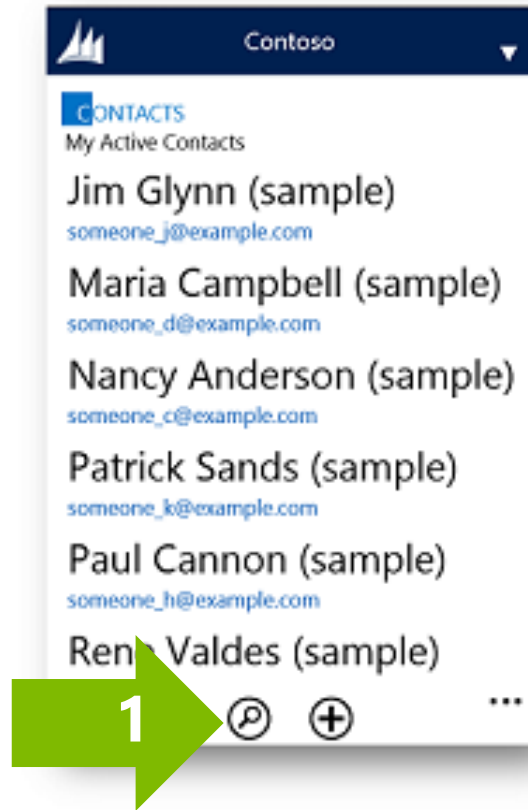
The image shows a dark blue rectangular panel with a white border. At the top left is the Microsoft Dynamics CRM logo. Below it, the text 'Get Started' is written in a large white font. Underneath that, the text 'Your company's CRM web address' is written in a smaller white font. Below this text is a white rectangular input field with a thin orange border. At the bottom of the panel is a white rectangular button with the word 'Go' written in a dark blue font. To the left of the panel, there are two green arrows pointing to the right. The top arrow has the number '1' inside it and points to the input field. The bottom arrow has the number '2' inside it and points to the 'Go' button.

Type the URL your CRM administrator gave you
In the next screen, type your username and password

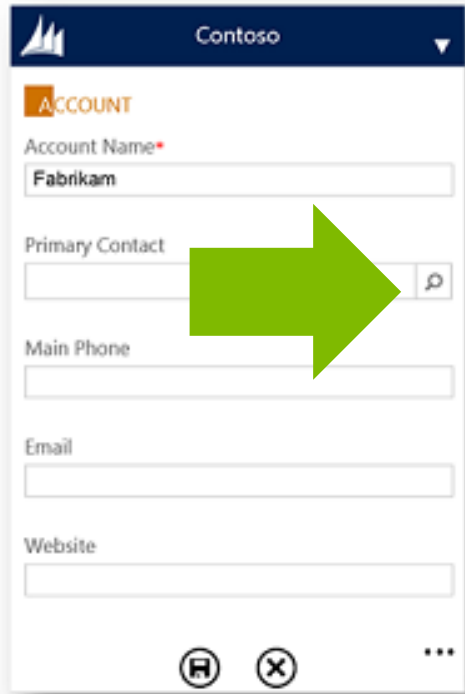
choose a record type to display



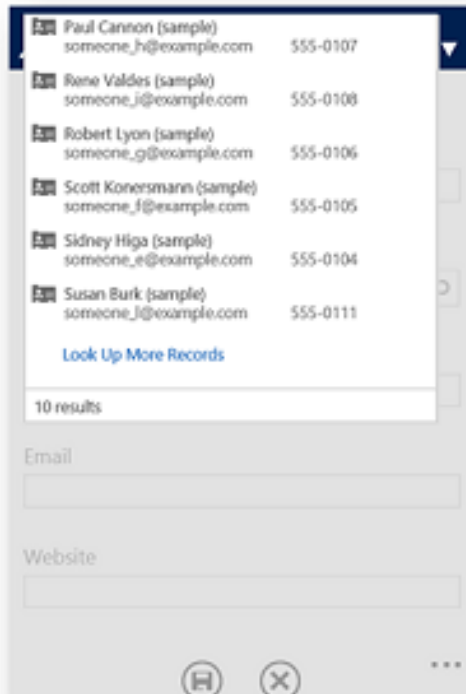
search for records



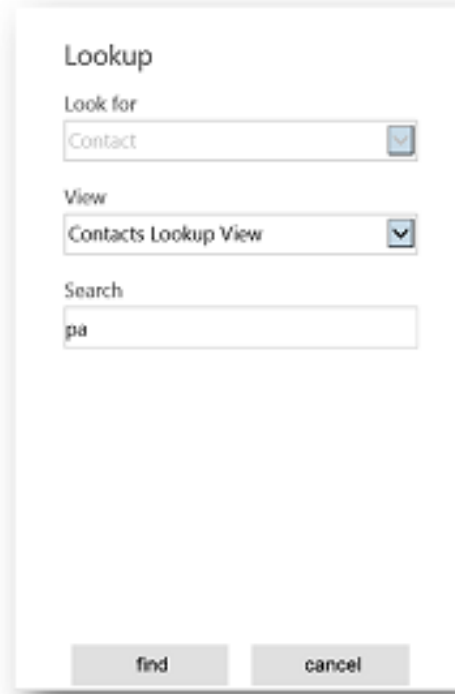
find records with lookup fields



1. Tap the **Find** icon



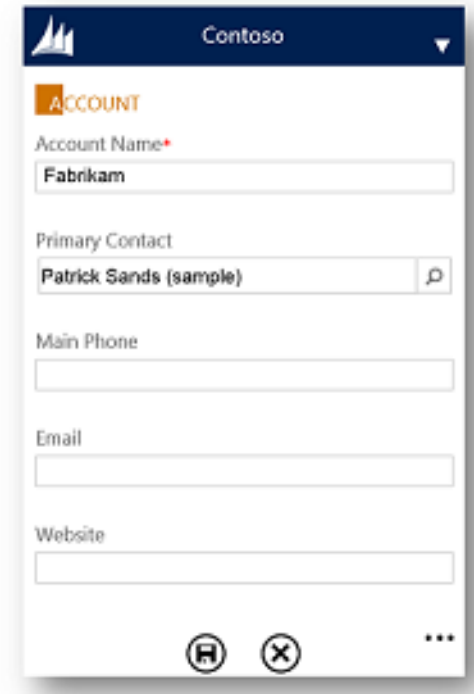
2. Tap **Look up more records**



3. Enter characters to search for and tap **find**

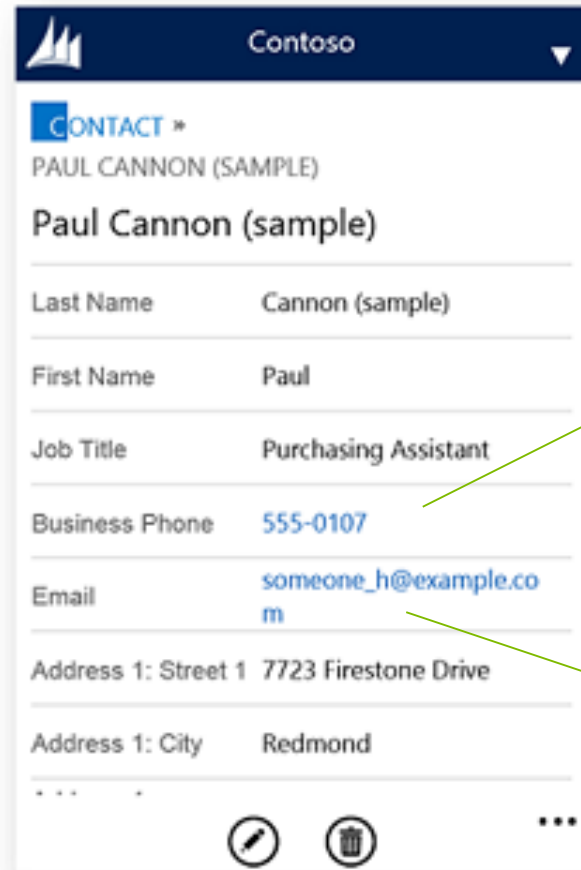


4. Select the record and tap **done**

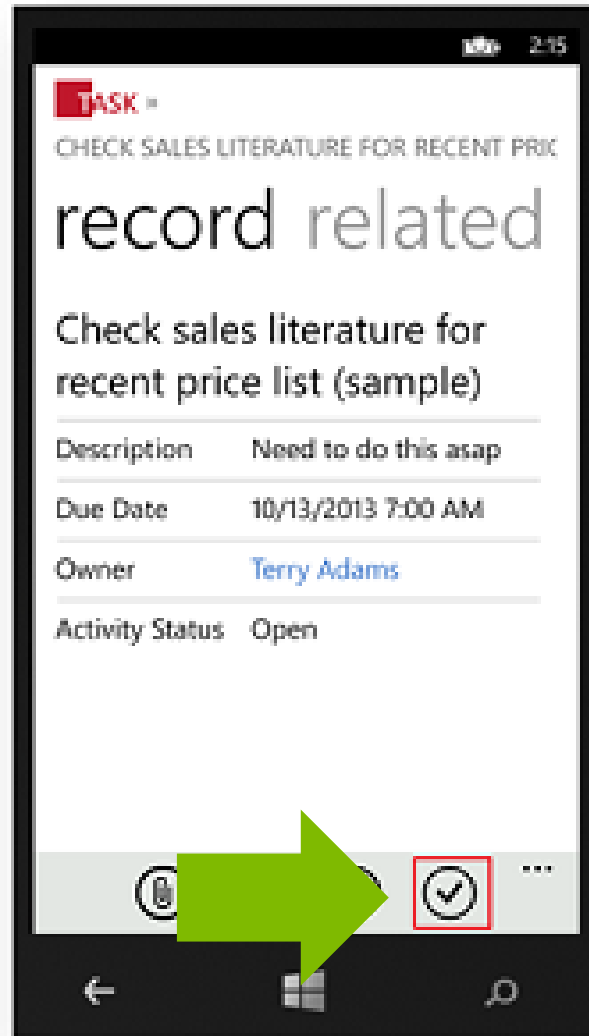


5. Your record appears in the field

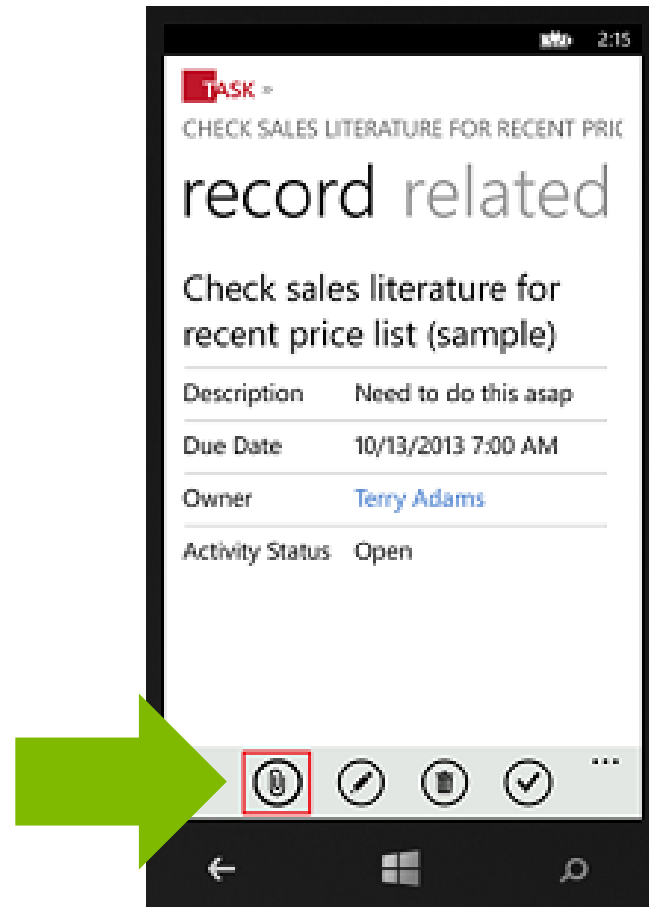
start a call or email



mark an activity complete



add attachments



Thanks for reading!

Did this eBook help you?
[Send us a quick note.](#)
We'd love to know what you think.

[Customer Center](#)

Version 6.1.0

